

88 5531 04

Bedford Executive Desk Hutch

IMPORTANT NOTE

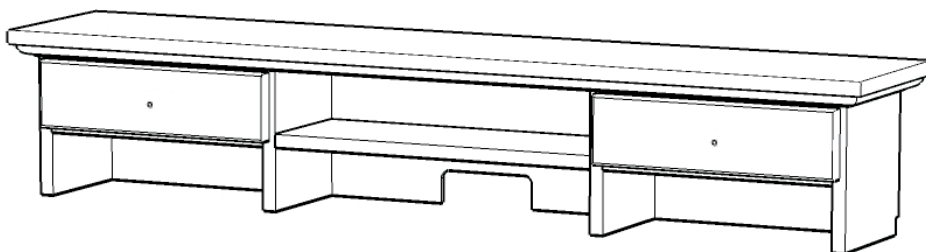
Carefully remove all the parts from the carton and put them individually on a soft cloth to prevent scratches or other damages occurring to the wood parts.

We have taken great care in the design of this product and request that you carefully and strictly follow our assembly instructions to ensure a completed product as it was designed.

Home Styles



PART LIST



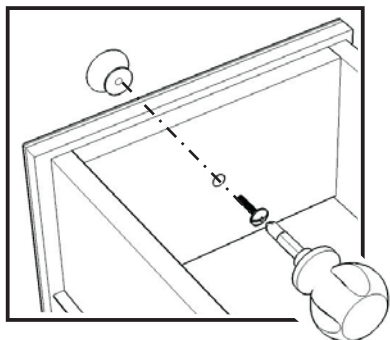
Assembly Instructions

STEP 1


Remove the Pull Handles that are installed on the inside of the drawers and re-install them on the outside of the drawer. (See figure 1)

Slide the drawers into position.

Place Hutch on the Desk.



(Figure 1)



Tools Required For Assembly : **Phillips** screwdriver

Home Styles Consumer Assistance Line 888-680-7460 and 877-831-0319
servicedesk@homestyles-furniture.com